




BCS INVICTUS K400

	A	B	C	D
HJUL	Bredde mm.	Højde mm	Vidde min/max mm	Ydre mål min/mx mm
6.50-16 med justerbar fælg	183	762	806/1182	989/1365
210/95-16 med justerbar fælg	209	806	806/1182	1016/1392
260/70-16 med justerbar fælg	258	770	882/1040	1140/1298



mm	E	F	G	H	I min/max	L min/max	M min/max
Invictus K300	968	1201	364	2533	1970/1990	1193/1213	237/258
Invictus K400	1053	1201	364	2618	1970/1990	1193/1213	237/258